

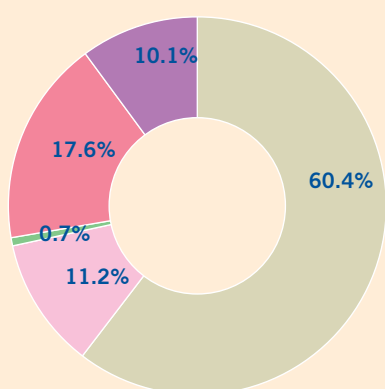
Doğan Holding Annual Report 2005



SUMMARY BALANCE SHEETS

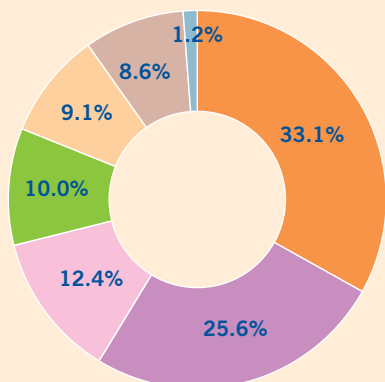
ASSETS

As of December 31, 2005



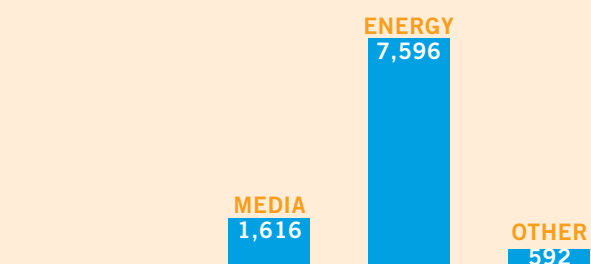
- Total Non-Current Assets 60.4%
- Trade Receivables 17.6%
- Cash and Cash Equivalents 11.2%
- Other Current Assets 10.1%
- Marketable Securities 0.7%

LIABILITIES AND SHAREHOLDERS' EQUITY

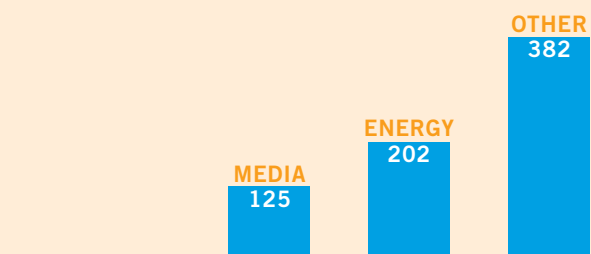


- Total Shareholders' Equity 33.1%
- Total Non-Current Liabilities 25.6%
- Trade Payables 12.4%
- Minority Interest 10.0%
- Other Financial Liabilities 9.1%
- Short-Term Borrowings 8.6%
- Other Current Liabilities 1.2%

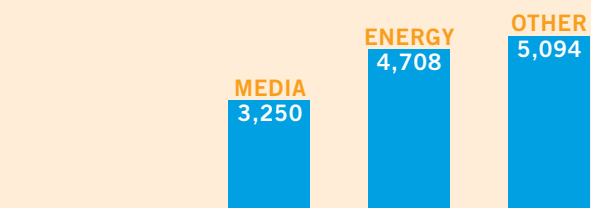
SEGMENT ANALYSIS OF FINANCIAL RESULTS



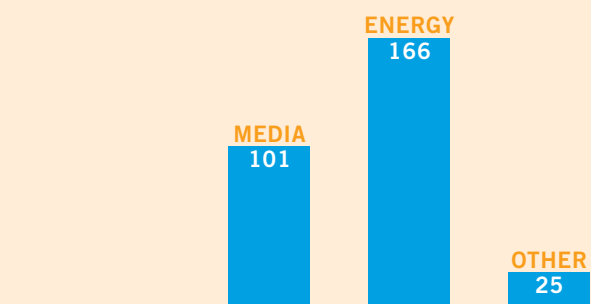
REVENUES (YTL Million)



OPERATING PROFIT (YTL Million)



TOTAL ASSETS (YTL Million)



CAPITAL EXPENDITURES (YTL Million)

Consolidated Financial Highlights

SUMMARY INCOME STATEMENTS

(USD million)	2005
SALES (NET)	7,307
OPERATING EXPENSES	(409)
OPERATING PROFIT	528
NET INCOME	474

CONTENTS

01	The Doğan Group
02	Performance of Shares
04	The Doğan Group in Brief
06	Message from the Chairman
10	Message from the CEO
14	Board of Directors
19	Executive Committee
20	Corporate Governance & Sustainability
22	Holding Functions
34	Energy
40	Industry
50	Trade
58	Tourism
64	Insurance
68	Media
110	Social Responsibility
117	Principles of Corporate Governance Compliance Report
129	Consolidated Financial Statements at 31 December 2005 Together with Auditor's Report

Consolidated Financial Highlights

SUMMARY BALANCE SHEETS

(USD million)	2005
TOTAL CURRENT ASSETS	2,363
Cash and Cash Equivalents	670
Marketable Securities	44
Trade Receivables	1,048
Other Current Assets	601
TOTAL NON-CURRENT ASSETS	3,604
Property, Plant and Equipment	1,180
Goodwill/Negative Goodwill	2,093
Other Non-Current Assets	331
TOTAL ASSETS	5,967
TOTAL CURRENT LIABILITIES	1,923
Short-Term Borrowings	503
Other Financial Liabilities	536
Trade Payables	728
Insurance Technical Reserves	85
Other Current Liabilities	71
TOTAL NON-CURRENT LIABILITIES	1,508
Long-Term Borrowings	983
Other Non-Current Liabilities	525
TOTAL SHAREHOLDERS' EQUITY	1,946
MINORITY INTEREST	590
TOTAL LIABILITIES, MINORITY INTEREST AND SHAREHOLDERS' EQUITY	5,967